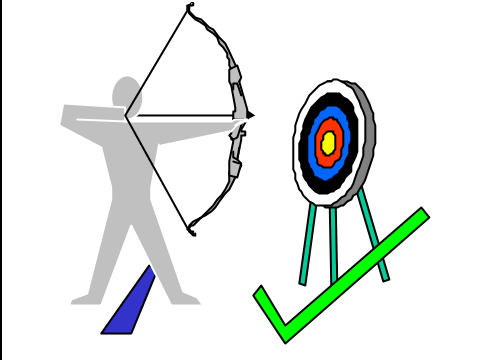


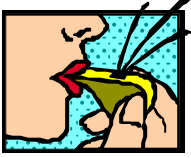





ARCHERY RANGE SAFETY

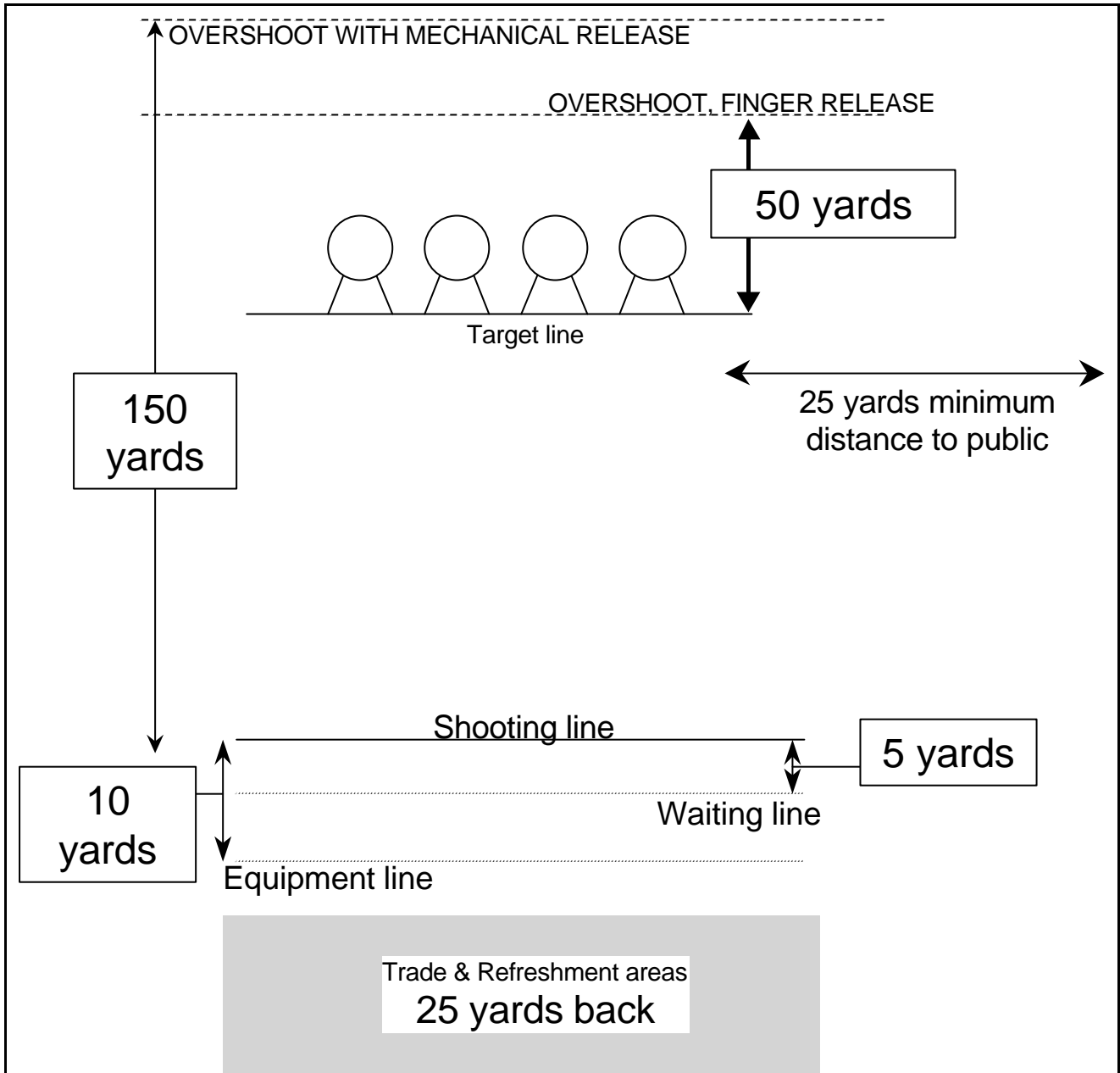
Club Archery in the UK has an excellent safety record, because we keep to range safety rules.

	
	
<p>ONLY draw a bow ON the line and IN THE DIRECTION OF THE TARGET</p> <p>Only put an arrow on the string when you are on the line and allowed to shoot.</p>	

Signals	
	<p>1 whistle: to shoot</p> <p>2 whistles: Collect arrows</p> <p>3 whistles: End of competition/shooting</p> <p>Verbal commands can replace whistle control</p>
	<p>The Emergency signal:</p> <p>STOP SHOOTING IMMEDIATELY</p>
<p>If you see someone in danger, shout "FAST" to stop all shooting</p>	

	
<p>Take care approaching the target</p>	<p>... and when pulling arrows</p>

RANGE LAYOUT



Wait behind the 'waiting line' until your turn to shoot.

This layout is for competition fields. Club grounds don't have to use the waiting and equipment lines exactly, but they must respect safety distances.

SHOOTING
